












Name:

My Language Homework - Q1:3

Date:












Monday	Tuesday	Wednesday	Thursday
Write the word. <div style="text-align: center; font-size: 24px; font-weight: bold;">up</div> <hr/> <hr style="border-top: 1px dashed black;"/> <hr/>	Write the word. <div style="text-align: center; font-size: 24px; font-weight: bold;">to</div> <hr/> <hr style="border-top: 1px dashed black;"/> <hr/>	Write the word. <div style="text-align: center; font-size: 24px; font-weight: bold;">go</div> <hr/> <hr style="border-top: 1px dashed black;"/> <hr/>	Write the word. <div style="text-align: center; font-size: 24px; font-weight: bold;">in</div> <hr/> <hr style="border-top: 1px dashed black;"/> <hr/>
Circle the letters that should be capitalized . <div style="text-align: center; font-size: 18px;">she is my friend.</div>	Circle the missing ending punctuation . <div style="text-align: center; font-size: 24px;">! . ?</div> <div style="text-align: center; font-size: 18px;">What is her name__</div>	Circle the letters that should be capitalized . <div style="text-align: center; font-size: 18px;">the book was great.</div>	Circle the missing ending punctuation . <div style="text-align: center; font-size: 24px;">! . ?</div> <div style="text-align: center; font-size: 18px;">Don't touch that__</div>
Color the NOUNS blue. Color the VERBS green. <div style="display: flex; justify-content: space-around; font-size: 24px;"> key run </div> <div style="display: flex; justify-content: space-around; font-size: 24px;"> pillow jog </div>	Underline the NOUN in the sentence. <div style="text-align: center; font-size: 18px;">I sat in the chair.</div>	Color the NOUNS blue. Color the VERBS green. <div style="display: flex; justify-content: space-around; font-size: 24px;"> fan play </div> <div style="display: flex; justify-content: space-around; font-size: 24px;"> eat cake </div>	Underline the VERB in the sentence. <div style="text-align: center; font-size: 18px;">She plays with her sister.</div>
Circle the words that are vehicles . <div style="display: flex; justify-content: space-around; font-size: 18px;"> car rock shoe </div> <div style="display: flex; justify-content: space-around; font-size: 18px;"> road truck </div> <div style="display: flex; justify-content: space-around; font-size: 18px;"> tree van leaf </div>	Write a word that is a vegetable . <hr/>	Circle the words that are things you read . <div style="display: flex; justify-content: space-around; font-size: 18px;"> fork book spoon </div> <div style="display: flex; justify-content: space-around; font-size: 18px;"> table magazine </div> <div style="text-align: center; font-size: 18px;">newspaper</div>	Write a word that is a toy . <hr/>
Circle the picture that matches the <u>word</u> . <div style="display: flex; justify-content: space-around;">   </div> <div style="text-align: center; font-size: 18px;">The <u>duck</u> swam.</div>	Circle the picture that matches the <u>word</u> . <div style="display: flex; justify-content: space-around;">   </div> <div style="text-align: center; font-size: 18px;"><u>Duck</u> under the table.</div>	Circle the picture that matches the <u>word</u> . <div style="display: flex; justify-content: space-around;">   </div> <div style="text-align: center; font-size: 18px;">The <u>fly</u> landed on your food.</div>	Circle the picture that matches the <u>word</u> . <div style="display: flex; justify-content: space-around;">   </div> <div style="text-align: center; font-size: 18px;">The plane will <u>fly</u> over the ocean.</div>
Circle the word that completes the sentence. <div style="display: flex; justify-content: space-around; font-size: 24px;"> ate eight </div> <div style="text-align: center; font-size: 36px; font-weight: bold;">8</div>  <div style="text-align: center; font-size: 18px;">My dad _____ all of his food.</div>	Draw a line to match the homophones . <div style="display: flex; justify-content: space-around; font-size: 18px;"> would ant </div> <div style="display: flex; justify-content: space-around; font-size: 18px;"> sea wood </div> <div style="display: flex; justify-content: space-around; font-size: 18px;"> aunt see </div>	Circle the word that completes the sentence. <div style="display: flex; justify-content: space-around; font-size: 24px;"> sale sail </div>   <div style="text-align: center; font-size: 18px;">The store is having a _____.</div>	Draw a line to match the homophones . <div style="display: flex; justify-content: space-around; font-size: 18px;"> by red </div> <div style="display: flex; justify-content: space-around; font-size: 18px;"> read four </div> <div style="display: flex; justify-content: space-around; font-size: 18px;"> for bye </div>

My Work

<p style="text-align: center;">Monday</p> <hr/> <hr/> <hr/> <hr/> <hr/> <hr/> <hr/> <hr/>	<p style="text-align: center;">Tuesday</p> <hr/> <hr/> <hr/> <hr/> <hr/> <hr/> <hr/> <hr/>
<p style="text-align: center;">Wednesday</p> <hr/> <hr/> <hr/> <hr/> <hr/> <hr/> <hr/> <hr/>	<p style="text-align: center;">Thursday</p> <hr/> <hr/> <hr/> <hr/> <hr/> <hr/> <hr/> <hr/>

My Progress

<p style="text-align: center;">MONDAY</p> <p>Out of _____ questions, I got _____ correct.</p>	<p style="text-align: center;">TUESDAY</p> <p>Out of _____ questions, I got _____ correct.</p>	<p style="text-align: center;">WEDNESDAY</p> <p>Out of _____ questions, I got _____ correct.</p>	<p style="text-align: center;">THURSDAY</p> <p>Out of _____ questions, I got _____ correct.</p>
---	--	--	---

Monday	Tuesday	Wednesday	Thursday
<p>Write the word.</p> <p style="text-align: center;">up</p> <hr/> <hr style="border-top: 1px dashed black;"/> <hr/>	<p>Write the word.</p> <p style="text-align: center;">to</p> <hr/> <hr style="border-top: 1px dashed black;"/> <hr/>	<p>Write the word.</p> <p style="text-align: center;">go</p> <hr/> <hr style="border-top: 1px dashed black;"/> <hr/>	<p>Write the word.</p> <p style="text-align: center;">in</p> <hr/> <hr style="border-top: 1px dashed black;"/> <hr/>
<p>Circle the letters that should be capitalized.</p> <p>She is my friend.</p>	<p>Circle the missing ending punctuation.</p> <p style="text-align: center;">! . ?</p> <p>What is her name__</p>	<p>Circle the letters that should be capitalized.</p> <p>The book was great.</p>	<p>Circle the missing ending punctuation.</p> <p style="text-align: center;">! . ?</p> <p>Don't touch that__</p>
<p>Color the NOUNS blue. Color the VERBS green.</p> <p>key run pillow jog</p>	<p>Underline the NOUN in the sentence.</p> <p>I sat in the <u>chair</u>.</p>	<p>Color the NOUNS blue. Color the VERBS green.</p> <p>fan play eat cake</p>	<p>Underline the VERB in the sentence.</p> <p>She <u>plays</u> with her sister.</p>
<p>Circle the words that are vehicles.</p> <p>car rock shoe road truck tree van leaf</p>	<p>Write a word that is a vegetable.</p> <p style="text-align: center;">Answers will vary.</p> <p style="text-align: center;">carrot</p>	<p>Circle the words that are things you read.</p> <p>fork book spoon table magazine newspaper</p>	<p>Write a word that is a toy.</p> <p style="text-align: center;">Answers will vary.</p> <p style="text-align: center;">ball</p>
<p>Circle the picture that matches the word.</p> <p> </p> <p>The <u>duck</u> swam.</p>	<p>Circle the picture that matches the word.</p> <p> </p> <p><u>Duck</u> under the table.</p>	<p>Circle the picture that matches the word.</p> <p> </p> <p>The <u>fly</u> landed on your food.</p>	<p>Circle the picture that matches the word.</p> <p> </p> <p>The plane will <u>fly</u> over the ocean.</p>
<p>Circle the word that completes the sentence.</p> <p>ate eight  8</p> <p>My dad _____ all of his food.</p>	<p>Draw a line to match the homophones.</p> <p>would ant sea wood aunt see</p>	<p>Circle the word that completes the sentence.</p> <p>sale sail  </p> <p>The store is having a _____.</p>	<p>Draw a line to match the homophones.</p> <p>by red read four for bye</p>